

Scaled data based on original data using
LM-79-08 Approved Method: Electrical and Photometric Measurements of Solid-
State Lighting Products

Test Report Prepared for
Cooper Lighting Solutions
(formerly Eaton)

Brand: McGRAW-EDISON

Report Number: P941833

Luminaire Tested: **GALN-SB5C-760-U-T1**

Issue Date: 1/21/2025

Test Information

Test Method: LM-79-08
Report Number: P941833
TEST IS SCALED FROM IESNA LM-79-08 TEST DATA (G2-2405-108-2)
Test Lab: INNOVATION CENTER
Issue Date: 1/21/2025
Manufacturer: COOPER LIGHTING SOLUTIONS (FORMERLY EATON)
Product Line: MCGRAW-EDISON
Catalog Number: GALN-SB5C-760-U-T1
Description: GALLEON AREA AND ROADWAY HIGH DENSITY LED LUMINAIRE
(5) 70 CRI, 5700K, 615mA LIGHTSQUARES WITH 26 LEDS EACH AND TYPE I OPTICS
Light Source: -
Ballast/Driver: -

Summary

Lumens per Lamp: N/A
Luminaire Lumens: 39594 lumens
Efficiency: N/A
Efficacy: 158.7 lumens/watt
Luminous Opening: Rectangular (W 1.5' x L: 1' x H: 0')
IES Classification: Type I - Short
BUG Rating: B5 - U0 - G5

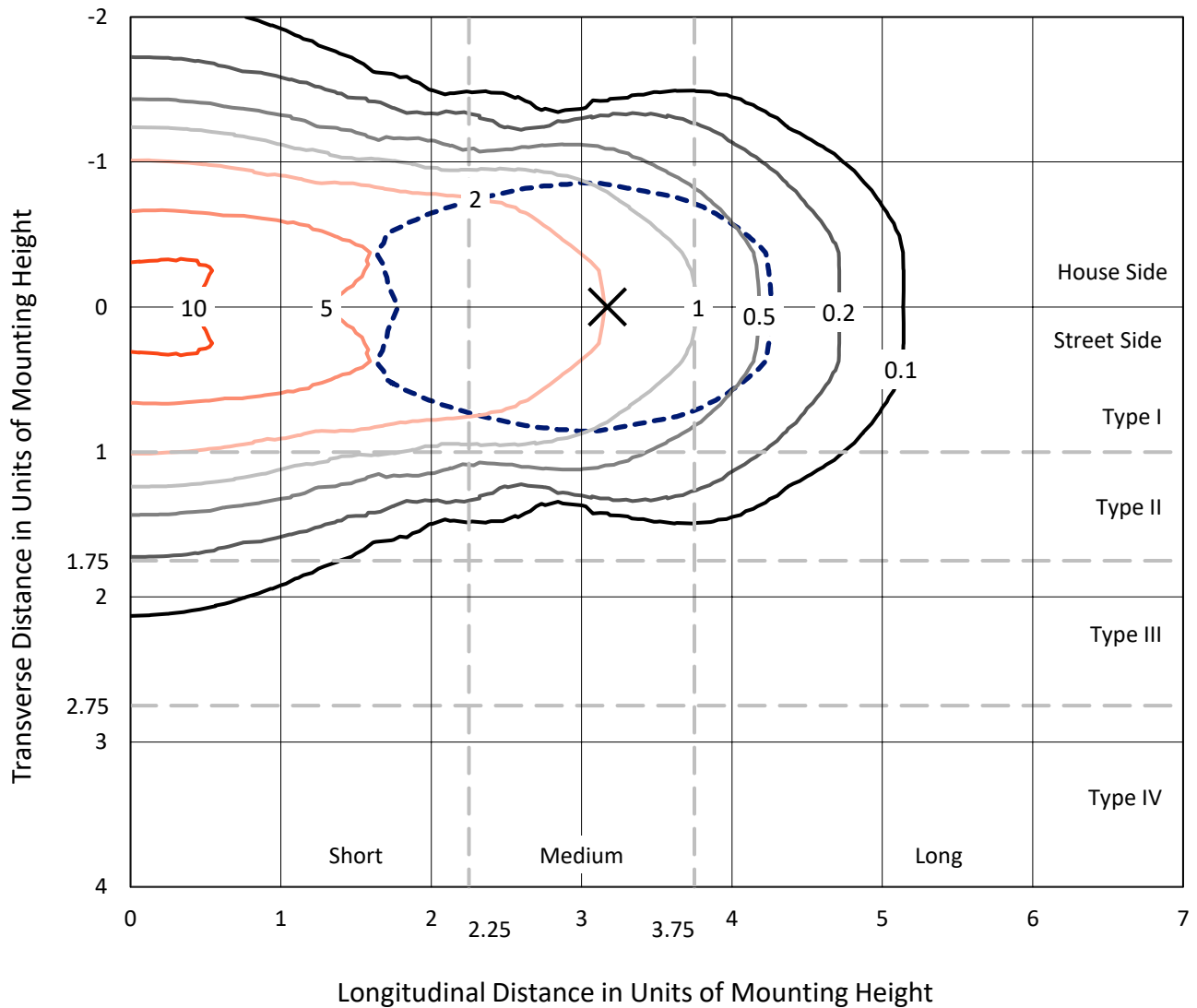
Input Watts (W): 249.5
Input Voltage (V): NR
Input Current (Ain): NR
Voltage Rise (V): NR
Power Factor: NR
Total Harmonic Distortion (THDi): NR
Frequency (hertz): 60
Stabilization Time: NR
Operation Time: NR
Ambient Temperature (°C): NR
Test Distance: 24 FT



REPORT NUMBER: P941833
 CATALOG NUMBER: GALN-SB5C-760-U-T1

Iso-Footcandle Lines of Horizontal Illumination

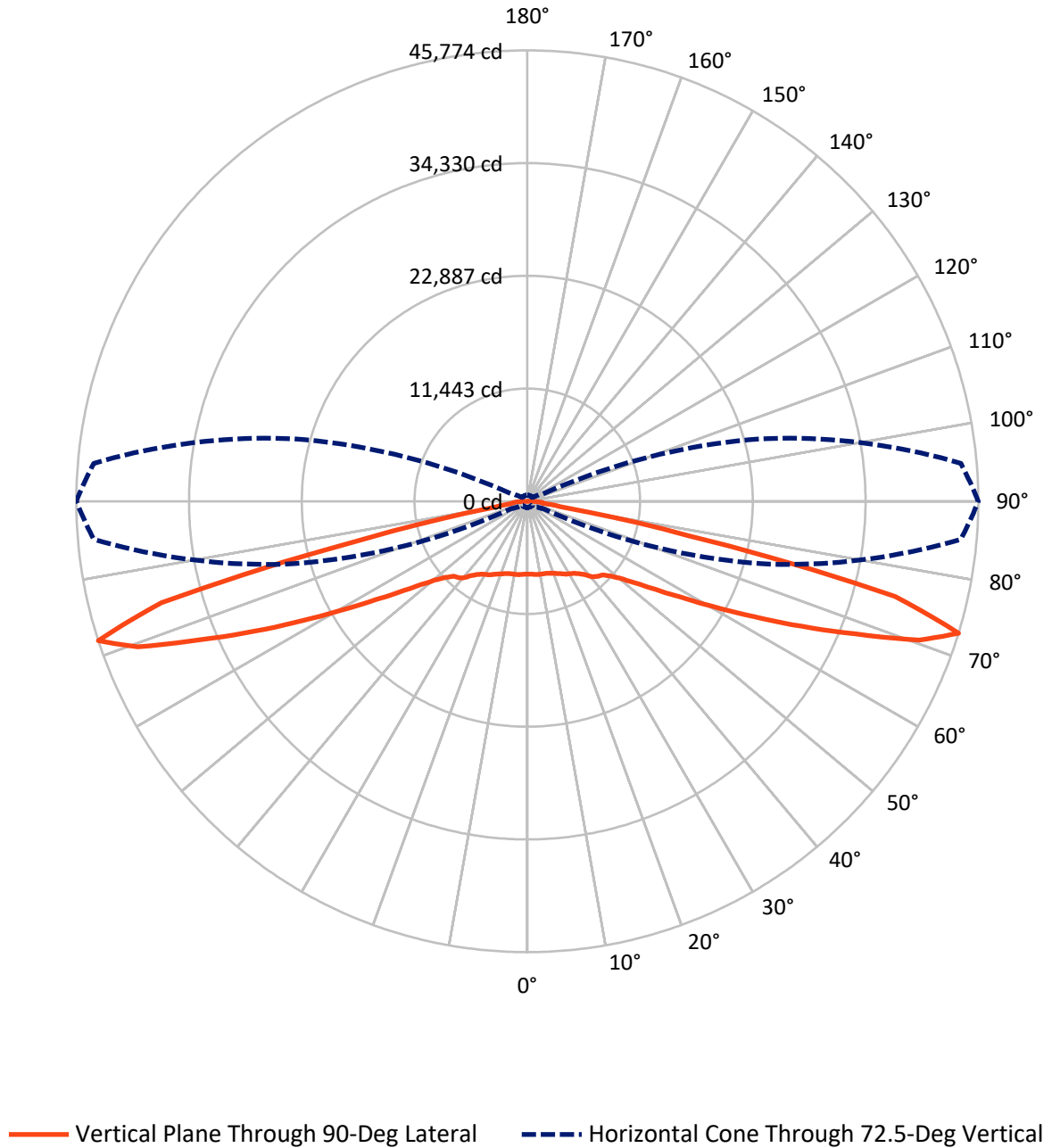
✕ Max cd
 - - - 1/2 Max cd



Based on 25 foot mounting height. Maximum calculated value = 11.8 fc
 Type I - Short - N/A

REPORT NUMBER: P941833
CATALOG NUMBER: GALN-SB5C-760-U-T1

Luminous Intensity Polar Plot



REPORT NUMBER: P941833

CATALOG NUMBER: GALN-SB5C-760-U-T1

FLUX DISTRIBUTION:

		Downward	Upward	Total
House Side	Lumens	19797.0	0.0	19797.0
	% Fixture	50.0	0.0	50.0
Street Side	Lumens	19797.0	0.0	19797.0
	% Fixture	50.0	0.0	50.0
Total	Lumens	39594.0	0.0	39594.0
	% Fixture	100.0	0.0	100.0

ZONAL LUMENS:

Zone	Lumens	% Fixture
0°-10°	717.4	1.8
10°-20°	2193.5	5.5
20°-30°	3657.4	9.2
30°-40°	5030.1	12.7
40°-50°	6143.1	15.5
50°-60°	7105.1	17.9
60°-70°	8471.7	21.4
70°-80°	5912.7	14.9
80°-90°	363.2	0.9
90°-100°	0.0	0.0
100°-110°	0.0	0.0
110°-120°	0.0	0.0
120°-130°	0.0	0.0
130°-140°	0.0	0.0
140°-150°	0.0	0.0
150°-160°	0.0	0.0
160°-170°	0.0	0.0
170°-180°	0.0	0.0
0°-90°	39594.0	100.0
0°-180°	39594.0	100.0

Coefficient of Utilization



REPORT NUMBER: P941833

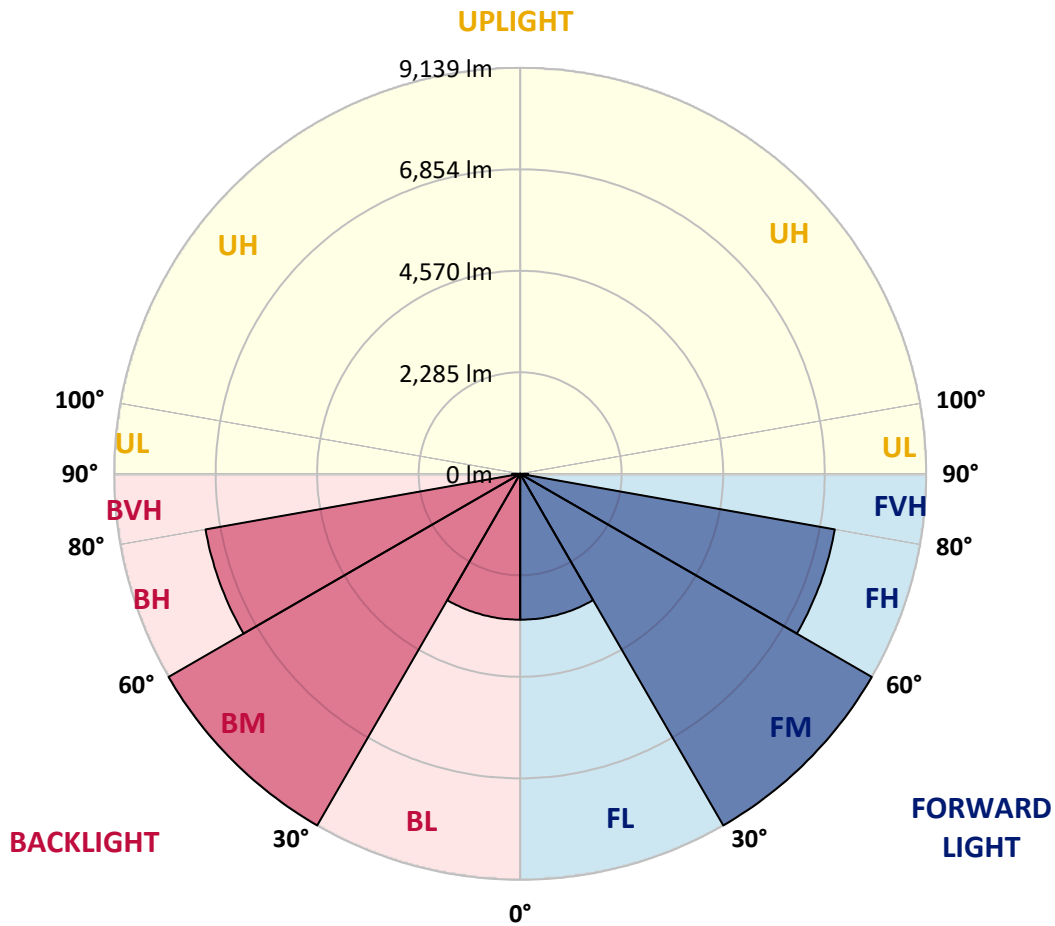
CATALOG NUMBER: GALN-SB5C-760-U-T1

LUMINAIRE CLASSIFICATION SYSTEM LUMEN TABLE AND BUG RATING:

Zone	Lumens	% Fixture	Zone Rating/Lumen Limit		
			B	U	G
FL (0°-30°)	3284.1	8.3			
FM (30°-60°)	9139.1	23.1			
FH (60°-80°)	7192.2	18.2			G3/7500
FVH (80°-90°)	181.6	0.5			G2/225
BL (0°-30°)	3284.1	8.3	B4/5000		
BM (30°-60°)	9139.1	23.1	B5		
BH (60°-80°)	7192.2	18.2	B5		G5
BVH (80°-90°)	181.6	0.5			G2/225
UL (90°-100°)	0.0	0.0		U0/0	
UH (100°-180°)	0.0	0.0		U0/0	

BUG Rating: B5-U0-G5

Type I Short



REPORT NUMBER: P941833
 CATALOG NUMBER: GALN-SB5C-760-U-T1

CANDELA DISTRIBUTION (FULL):

	0°	5°	15°	25°	35°	45°	55°	65°	75°	85°
0°	7398.6	7398.6	7398.6	7398.6	7398.6	7398.6	7398.6	7398.6	7398.6	7398.6
2.5°	7404.9	7413.3	7413.3	7407.0	7421.7	7409.1	7409.1	7402.8	7409.1	7402.8
5°	7442.7	7453.3	7457.5	7455.4	7474.3	7463.8	7463.8	7455.4	7457.5	7451.2
7.5°	7514.3	7529.0	7537.4	7548.0	7575.3	7562.7	7554.3	7529.0	7518.5	7501.7
10°	7537.4	7554.3	7581.6	7636.3	7699.5	7701.6	7676.3	7613.2	7564.8	7526.9
12.5°	7465.9	7489.0	7545.9	7657.4	7798.4	7855.2	7815.2	7710.0	7615.3	7548.0
15°	7375.4	7400.7	7486.9	7655.3	7863.6	7996.2	7992.0	7853.1	7701.6	7596.4
17.5°	7234.4	7259.7	7383.8	7619.5	7914.1	8132.9	8191.9	8048.8	7836.2	7695.3
20°	6979.8	7003.0	7175.5	7505.9	7930.9	8278.1	8431.7	8305.5	8040.4	7848.9
22.5°	6649.4	6685.2	6887.2	7310.2	7891.0	8429.6	8705.3	8619.0	8278.1	8013.0
25°	6295.9	6333.8	6569.5	7070.3	7787.8	8539.1	9029.4	8974.6	8547.5	8217.1
27.5°	5990.8	6030.8	6287.5	6832.5	7627.9	8581.1	9349.2	9376.6	8873.6	8442.3
30°	5750.9	5788.8	6062.4	6641.0	7421.7	8539.1	9629.1	9818.4	9206.1	8638.0
32.5°	5487.9	5536.3	5824.6	6407.5	7177.6	8438.1	9873.2	10296.1	9591.2	8848.4
35°	5155.4	5199.6	5502.6	6087.6	6857.8	8276.0	10077.3	10826.4	10142.5	9168.2
37.5°	4751.4	4793.5	5094.4	5687.8	6540.0	8048.8	10233.0	11424.0	10799.0	9629.1
40°	4345.3	4385.3	4667.2	5241.7	6159.2	7758.4	10287.7	12009.0	11552.4	10262.4
42.5°	3972.8	4008.6	4267.4	4801.9	5732.0	7388.0	10216.2	12518.2	12227.8	10704.3
45°	3629.8	3661.4	3890.8	4389.5	5288.0	6937.7	10001.5	13065.3	13031.6	11020.0
47.5°	3238.4	3270.0	3507.8	3989.7	4844.0	6409.6	9637.5	13604.0	14149.0	11735.4
50°	2760.8	2788.1	3032.2	3528.8	4383.2	5847.7	9132.5	14027.0	15558.9	12819.1
52.5°	2194.7	2224.2	2462.0	2958.6	3836.1	5243.8	8467.5	14302.6	17187.5	14401.5
55°	1632.9	1653.9	1860.2	2306.3	3158.5	4555.7	7634.2	14380.5	19035.1	16564.7
57.5°	1184.7	1197.3	1329.9	1662.4	2394.6	3695.1	6622.1	14178.5	21234.0	19338.1
60°	959.5	963.7	1003.7	1151.0	1664.5	2722.9	5399.5	13484.1	23620.3	22913.2
62.5°	871.2	871.2	881.7	921.7	1125.8	1797.0	3920.2	12044.7	26179.0	27431.1
65°	810.1	810.1	814.3	833.3	888.0	1144.7	2474.6	9700.6	28335.9	32723.3
67.5°	755.4	757.5	755.4	761.7	793.3	845.9	1435.1	6699.9	29497.4	38206.9
70°	698.6	702.8	692.3	692.3	717.6	719.7	898.5	3674.0	28533.7	42802.6
72.5°	631.3	637.6	620.8	616.5	635.5	627.1	675.5	1763.4	24497.7	44174.6
75°	572.4	580.8	542.9	532.4	532.4	526.1	549.2	904.8	15899.7	36035.3
77.5°	519.8	536.6	475.6	441.9	433.5	414.5	448.2	553.4	6954.6	16918.2
80°	429.3	452.4	391.4	351.4	336.7	315.6	353.5	387.2	2068.5	3928.6
82.5°	319.8	330.4	277.8	250.4	237.8	223.1	265.1	269.3	673.4	1390.9
85°	204.1	208.3	170.4	147.3	141.0	134.7	168.3	147.3	256.7	1022.7
87.5°	71.5	82.1	65.2	58.9	63.1	52.6	77.9	44.2	71.5	721.8
90°	0.0	0.0	0.0	0.0	0.0	0.0	0.0	0.0	0.0	0.0

(END C

90°

7398.6
7402.8
7451.2
7501.7
7520.6
7537.4
7579.5
7672.1
7813.1
7964.6
8149.8
8370.7
8534.9
8717.9
9023.0
9435.5
10056.2
10439.2
10662.3
11323.0
12301.5
13763.9
15767.2
18334.4
21648.6
25737.1
30581.1
35894.4
42194.5
45773.8
38543.6
16566.8
3762.4
1571.9
1485.6
894.3
0.0

OF REPORT)